

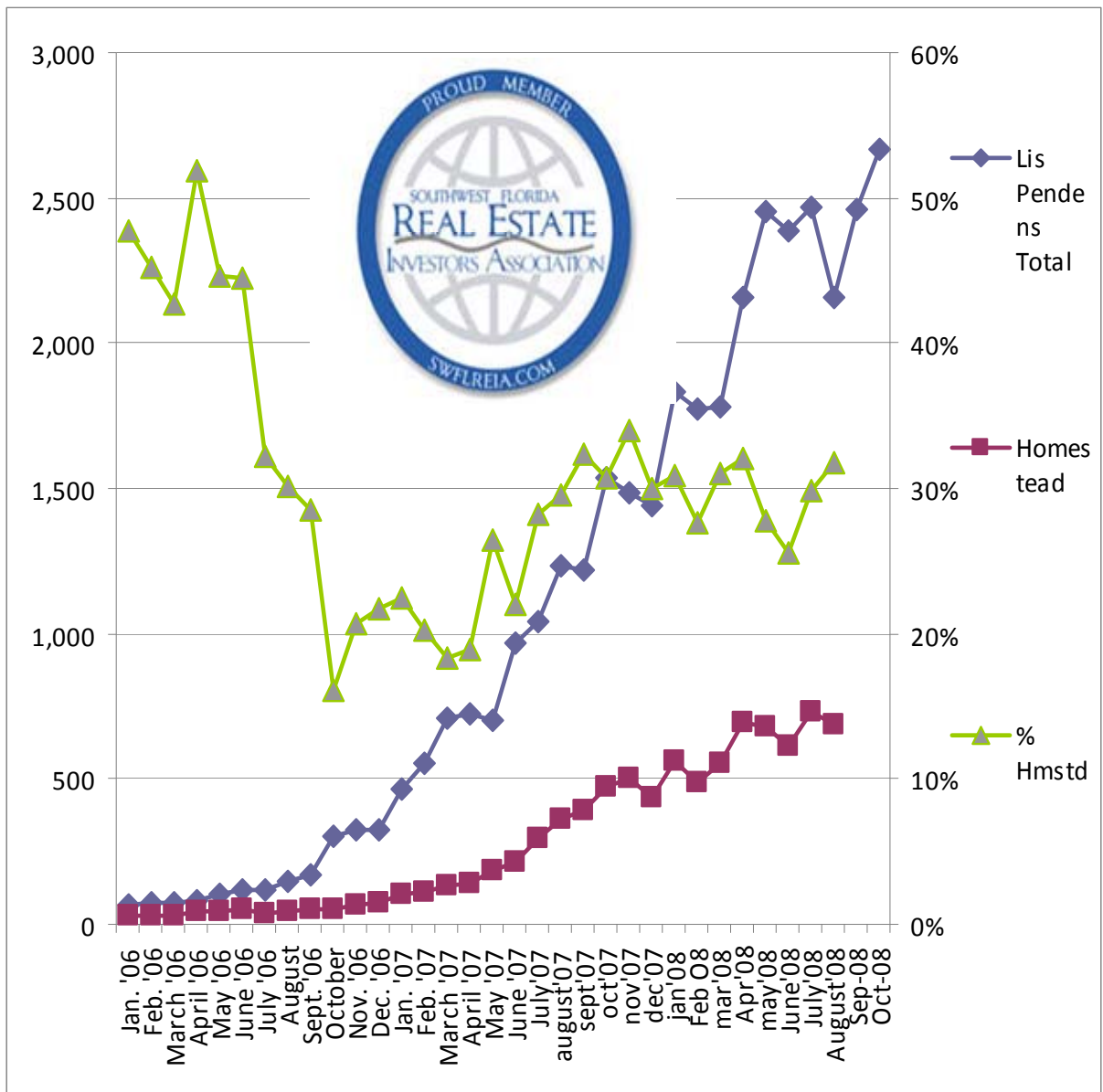


## October Lis Pendens and Foreclosure Update

Compiled and analyzed by: Jeff Tumbarello. Director, SWFL REIA

Mortgage Related Lis Pendens Filed in October: 2665

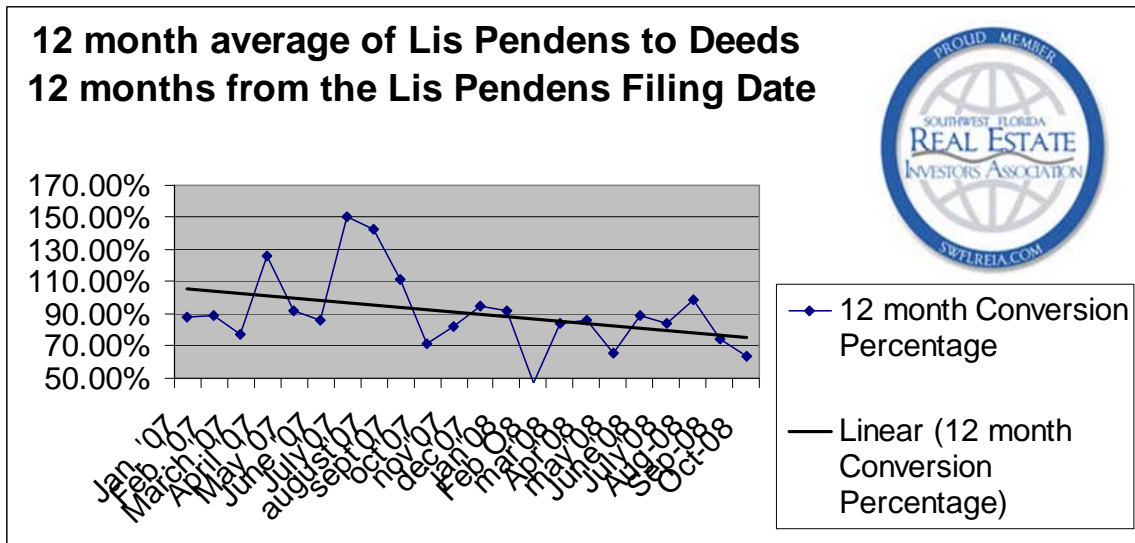
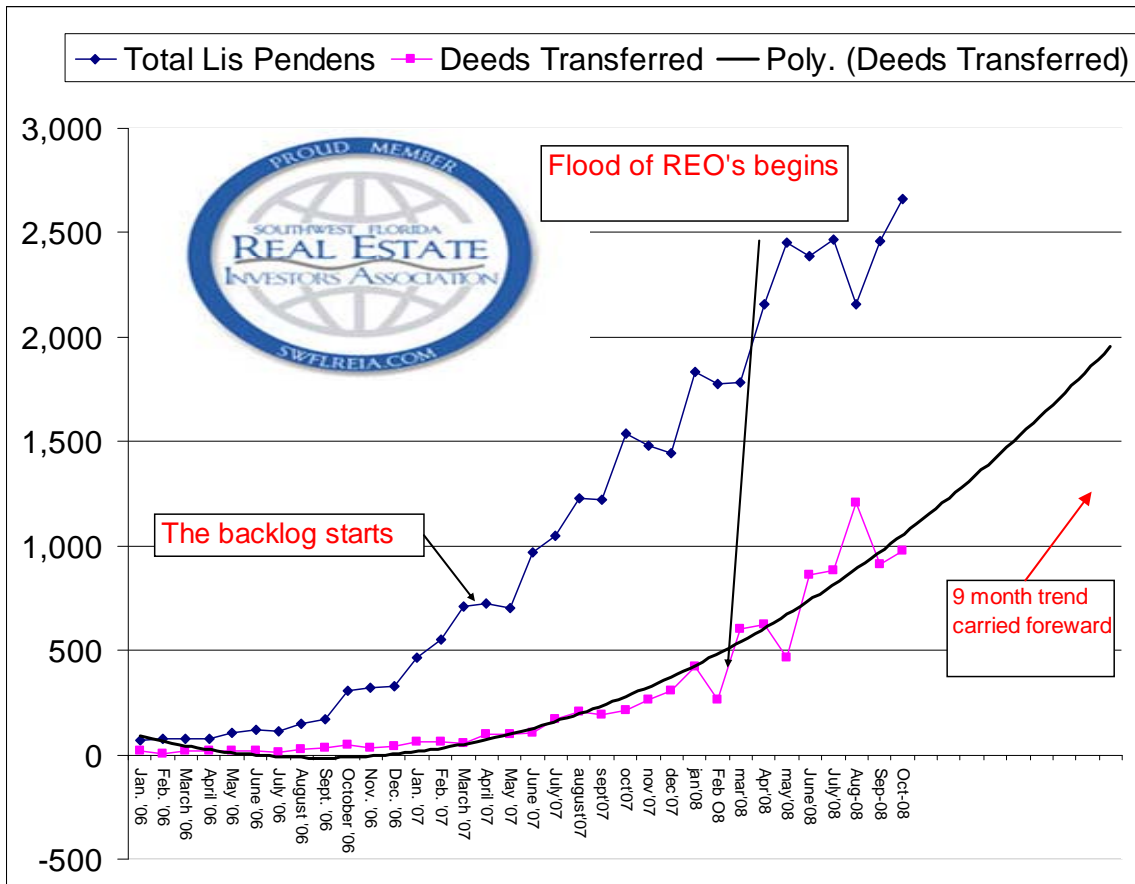
Deeds conveyed via Clerk of the Courts: 975



Lee County, Florida

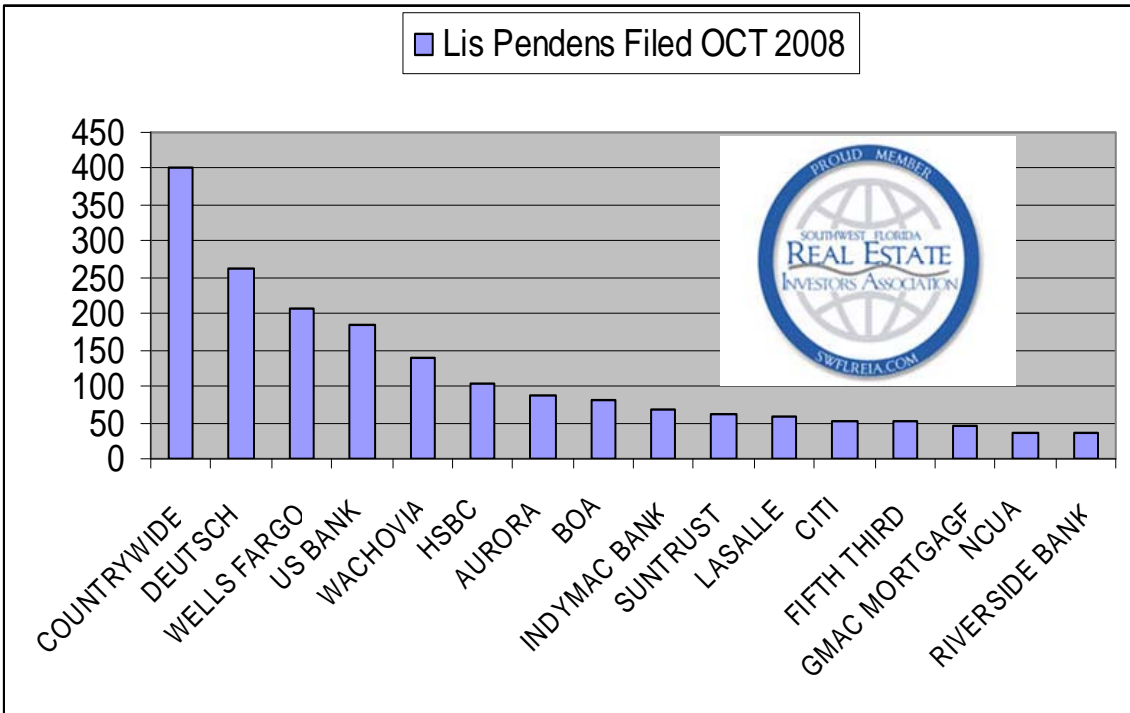
	Total	Homestead	% Hmstd
<b>Jan. '06</b>	67	32	48%
<b>Feb. '06</b>	73	33	45%
<b>March '06</b>	75	32	43%
<b>April '06</b>	79	41	52%
<b>May '06</b>	103	46	45%
<b>June '06</b>	119	53	45%
<b>July '06</b>	115	37	32%
<b>August '06</b>	146	44	30%
<b>Sept. '06</b>	172	49	28%
<b>October '06</b>	303	49	16%
<b>Nov. '06</b>	324	67	21%
<b>Dec. '06</b>	327	71	22%
<b>Jan. '07</b>	462	104	23%
<b>Feb. '07</b>	555	112	20%
<b>March '07</b>	712	130	18%
<b>April '07</b>	724	137	19%
<b>May '07</b>	700	185	26%
<b>June '07</b>	968	213	22%
<b>July '07</b>	1,045	295	28%
<b>august'07</b>	1,231	363	29%
<b>sept'07</b>	1,220	395	32%
<b>oct'07</b>	1,538	472	31%
<b>nov'07</b>	1,483	503	34%
<b>dec'07</b>	1,442	433	30%
<b>jan'08</b>	1,833	565	31%
<b>Feb 08</b>	1,774	491	28%
<b>mar'08</b>	1,783	554	31%
<b>Apr'08</b>	2,160	692	32%
<b>may'08</b>	2,450	682	28%
<b>June'08</b>	2,390	612	26%
<b>July'08</b>	2,467	735	30%
<b>August'08</b>	2,156	686	32%
<b>Sep-08</b>	2,462		
<b>Oct-08</b>	2,665		
<b>Total Filings since 2006</b>	36,123		

<u>Lee County, Florida</u>		Deeds Transferred	12 month conversion %
Total Lis Pendens			
<b>Jan. '06</b>	67	17	
<b>Feb. '06</b>	73	7	
<b>March '06</b>	75	19	
<b>April '06</b>	79	16	
<b>May '06</b>	103	18	
<b>June '06</b>	119	17	
<b>July '06</b>	115	12	
<b>August '06</b>	146	23	
<b>Sept. '06</b>	172	33	
<b>October '06</b>	303	50	
<b>Nov. '06</b>	324	31	
<b>Dec. '06</b>	327	42	
<b>Jan. '07</b>	462	59	88.06%
<b>Feb. '07</b>	555	65	89.04%
<b>March '07</b>	712	58	77.33%
<b>April '07</b>	724	100	126.58%
<b>May '07</b>	700	95	92.23%
<b>June '07</b>	968	102	85.71%
<b>July '07</b>	1,045	173	150.43%
<b>august'07</b>	1,231	208	142.47%
<b>sept'07</b>	1,220	191	111.05%
<b>oct'07</b>	1,538	216	71.29%
<b>nov'07</b>	1,483	265	81.79%
<b>dec'07</b>	1,442	309	94.50%
<b>jan'08</b>	1,833	424	91.77%
<b>Feb 08</b>	1,774	261	47.03%
<b>mar'08</b>	1,783	600	84.27%
<b>Apr'08</b>	2,160	621	85.77%
<b>may'08</b>	2,450	462	66.00%
<b>June'08</b>	2,390	862	89.05%
<b>July'08</b>	2,467	880	84.21%
<b>Aug-08</b>	2,156	1210	98.29%
<b>Sep-08</b>	2,462	912	74.75%
<b>Oct-08</b>	2,665	975	63.39%
<b>Total Filings</b>	36,123		



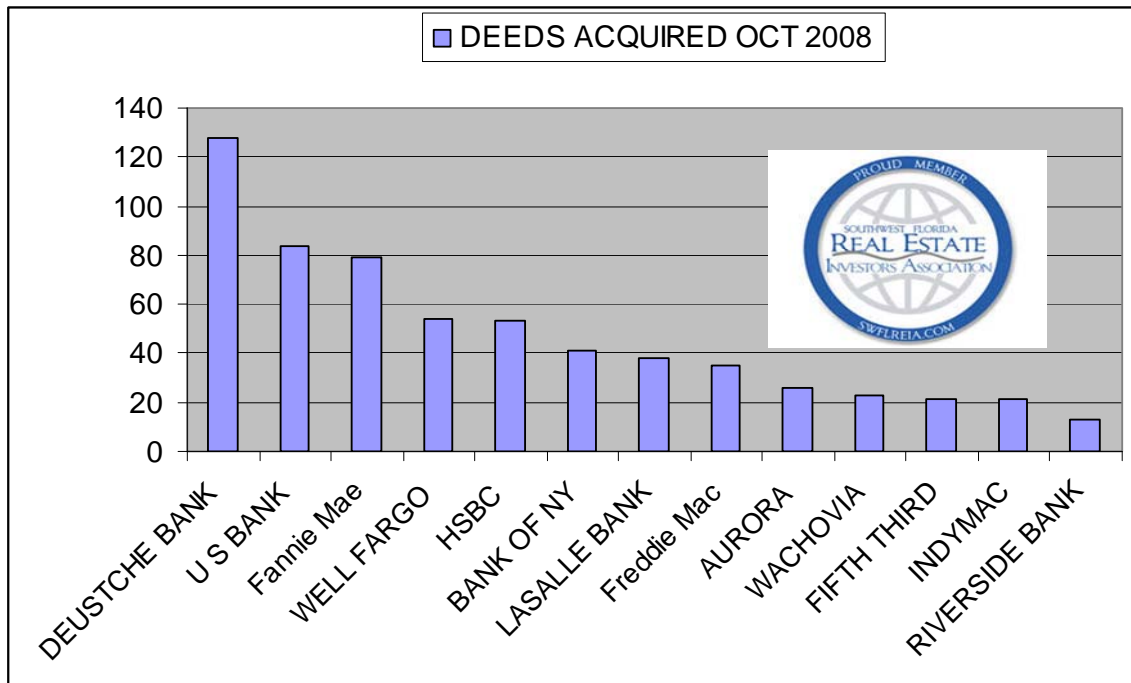
**Lis Pendens Filed OCT 2008**

COUNTRYWIDE	401
DEUTSCH	261
WELLS FARGO	208
US BANK	183
WACHOVIA	138
HSBC	103
AURORA	86
BOA	81
INDYMAC BANK	68
SUNTRUST	61
LASALLE	59
CITI	53
FIFTH THIRD	53
GMAC MORTGAGE	44
NCUA	37
RIVERSIDE BANK	34



**DEEDS ACQUIRED OCT 2008**

DEUSTCHE BANK	128
U S BANK	84
Fannie Mae	79
WELL FARGO	54
HSBC	53
BANK OF NY	41
LASALLE BANK	38
Freddie Mac	35
AURORA	26
WACHOVIA	23
FIFTH THIRD	21
INDYMAC	21
RIVERSIDE BANK	13
BOA	2



Notes:

- The Trend has not abated
- The clerks office is really pushing to convey as many deeds as it can by Year End
- Countrywide Lis Pendens Filings went up. Expect that to continue.
- We should reach 40,000 Lis Pendens filed in the last 36 months. This represents the bulk of the sales in the time that constitutes the boom.
- The next benchmark to watch would be the trend to continue thru till 2009?
- The top 3 thru out the entire trend are still
  - DEUSTCHE BANK
  - US Bank
  - Bank Or New York